

***CT-Multi-Tower for
computed tomography***



Double process optimisation by increasing the fill capacity and minimising the load and unloading time of the CT unit:

CT-Multi-Tower

- » with several adjustable levels
- » with quick-change levels
- » with optional quick-change systems

After successfully positioning the X-ray transparent modular system SWA39 CT for individual test objects, the challenge now is to scan as many test parts as possible in the minimum time. Ideally, using the Z-axis potential, several batches of test specimens would be positioned over each other in order to scan them - e.g. overnight - using one inspection programme.

The second objective is to increase productive machine time by setting up outside the machine. We offer you three options for rapidly exchanging the fully equipped tower in the CT:

- 1) Due to the solid baseplate, the CT-Tower still stands quickly and securely on the turntable even without interface
- 2) With SWA39 interface, the CT-Tower is held securely and exactly centred, and can be rapidly exchanged
- 3) With the self-centring taper attachment, the exchange is not only quick, safe and centred, but can also be carried out automatically by robotics

A fourth variant for the quick change of test part carriers is the exchange of the individual equipped levels of the CT-Multi-Tower, which can be easily secured and released again.

Support and locking elements

- » For installing any number of shelves
- » For height adjustment of the shelves
- » For part specific spacing of the shelves
- » Tool-free operation

Shelf element

- » Individual shelves for workpiece carriers
- » Fixed-variable height adjustment
- » Rapid tool-free exchange

Baseplates

- » Made from solid aluminium; secure stand
- » Incl. screws for optional fixation
- » Elongated holes for precisely centred alignment

CT stand columns

- » With thread for arbitrary height adjustment of the shelf elements


Optional: Self-centring taper attachment

- » Device-specific design
- » As a base for automation

Optional: Quick-change interface

- » SWA39 standard interface centre mountable
- » Tower is manually lockable





Single components and sets

The CT-Multi-Tower from dk is self-standing, with a high inherent stability due to the solid baseplate. It can be attached to the turntable by means of screws through slotted holes in the baseplate. Optionally, an SWA39 quick-action clamp can be mounted for centred zero-point clamping. For robotic automation, we provide machine-specific self-centring tower attachments.

CT-Multi-Tower Sets

Set 70/4 with Ø 70 mm baseplate and a total height of 300 mm

Description	Order number
Consisting of 1 solid alu baseplate, 3 columns with male threads, 3 height adjustable shelves, 21 support/locking elements for height adjustment and clamping the shelves	440200

Set 110/4 with Ø 110 mm baseplate and a total height of 300 mm

Description	Order number
Consisting of 1 solid alu baseplate, 3 columns with male threads, 3 height adjustable shelves, 21 support/locking elements for height adjustment and clamping the shelves	440205



Single components

Shelf elements (infinitely adjustable, secure locking, easy release and individually removable)

Description	Order number
Shelf 70 with Ø 70 mm, for quick changes, set with 10 units	440230
Shelf 110 with Ø 110 mm, for quick changes, set with 10 units	440235



Support and locking elements

Description	Order number
On CT stand columns, manually infinitely adjustable, set with 10 units	440260



Option

Quick-action clamp system (SWA39 on adjustable base rail)


Description
For mounting on the turntable of the CT system; rotatable and movable for centring the CT-Tower; with quick-change interface SWA39 for securely clamping the tower; incl. SWA39 adapter for mounting on CT-Multi-Tower; size, adjustment range and fastening individually adapted to the turntable of the respective computer tomograph (drawing required)



Option

Quick-change interface system (self-centring taper attachment)

Description
For mounting on the turntable of the CT system; self-centring and self-fixating interface incl. taper adapter for mounting on CT-Multi-Tower; individually adapted to the turntable of the respective computer tomograph (drawing required)





The digital version of the catalogue can be found under:
www.dk-fixiersysteme.de



The entire world of fixating, clamping and positioning

The around 1,000 part comprehensive standard construction sets of the dk fixating systems for measuring technology offer the following advantages:

- » Modular system that has grown and proven itself over decades
- » Modularity across different programmes
- » Solutions for every positioning task
- » Economic efficiency through the synergy effects of several sector solutions

SWA39



SPANNFIX PRO



SPANNFIX ECO



QUADERFIX




SCHIENENFIX




MICROFIX



SWA39CT



SPEZIALFIX



ARTICULAR SYSTEMS



SWA39SURF



dk FIXIERSYSTEME GmbH & Co. KG
 Ferdinand-Lassalle-Strasse 35
 72770 Reutlingen, Germany

Tel. +49 (0) 7121 90 97 10
 Fax +49 (0) 7121 90 97 120
info@dk-fixiersysteme.de
www.dk-fixiersysteme.de

modular. simple. better.



**FAST
 REASSEMBLY
 LIFELONG**

The basic principle of all dk fixating systems!

Our fixtures are modular in design, can be dismantled at any time and can be identically reassembled again. The compatibility of the dk fixation systems makes the utility value perfect.